

# ANDROID GUIDE FOR DOWNLOADING NHS COVID-19 APP




GIG  
CYMRU  
NHS  
WALES

Profi  
Olrhain  
Diogelu

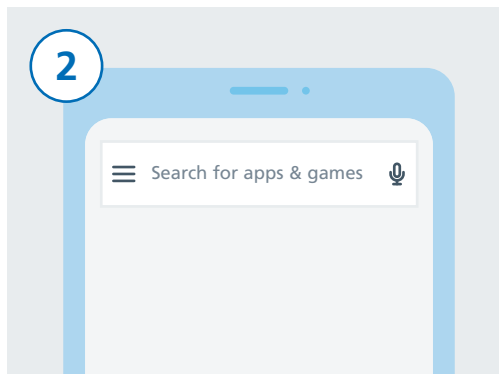
Test  
Trace  
Protect



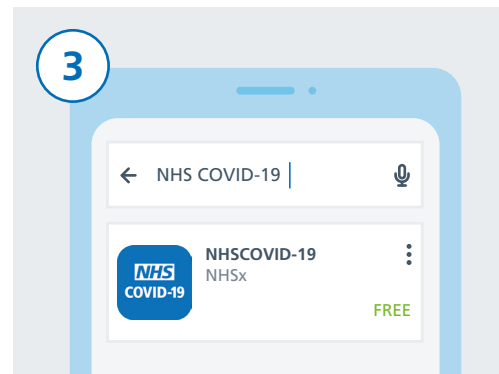
Test and Trace



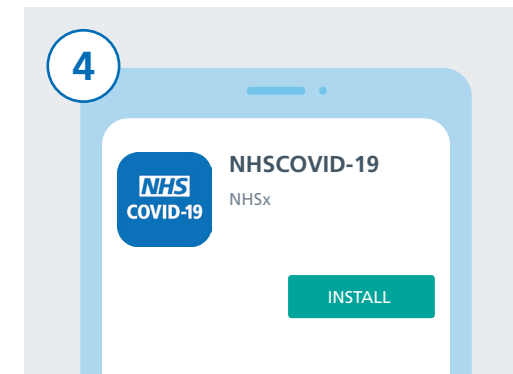
1  
Unlock your phone. Scroll through your phone to find an app called "Play Store". The app looks like the image above. Tap on it to launch it.



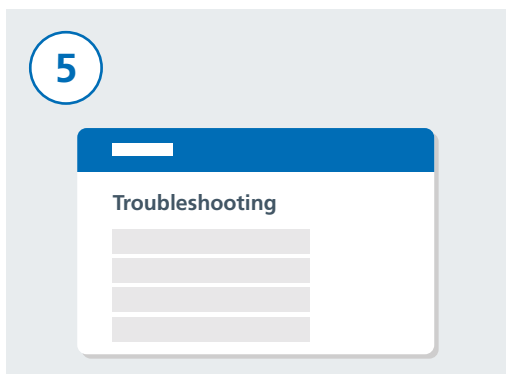
2  
At the top of the screen you can see a search box which reads "Search for apps & games". Tap on this search box.




3  
Type in "NHS COVID-19". Below the search box you will see a list of results. Tap on a result with the name "NHSCOVID-19".



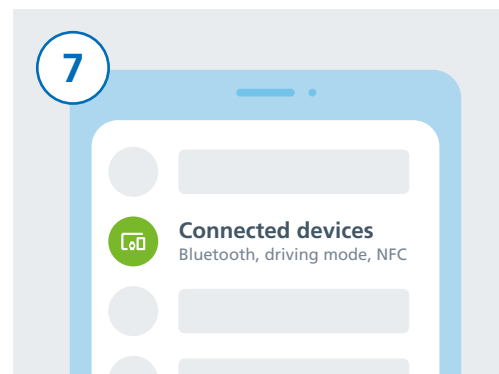
4  
On your screen you can now see details of the NHS COVID-19 app. Tap on the "INSTALL" button.



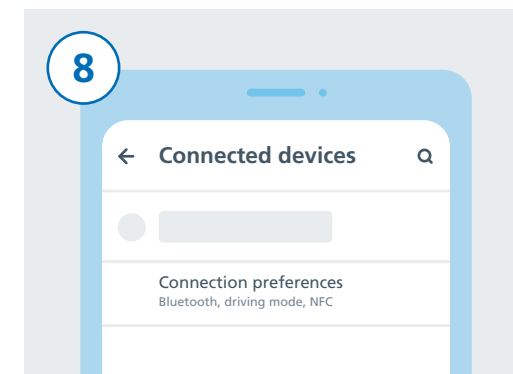
5  
If this has not worked, visit "Troubleshooting" on the NHS COVID-19 app website [www.covid19.nhs.uk](http://www.covid19.nhs.uk) for guidance that will help.



6  
Now it's time to switch on Bluetooth so that the NHS COVID-19 app can work. To do this, first find the "Settings" app and tap on it.



7  
Scroll down the list to find "Connected devices" or "Connections" depending on the model of your phone and tap on it.



8  
Next, scroll down the list. Either find "Connected preferences" or "Bluetooth" and tap on it.

# ANDROID GUIDE FOR DOWNLOADING NHS COVID-19 APP



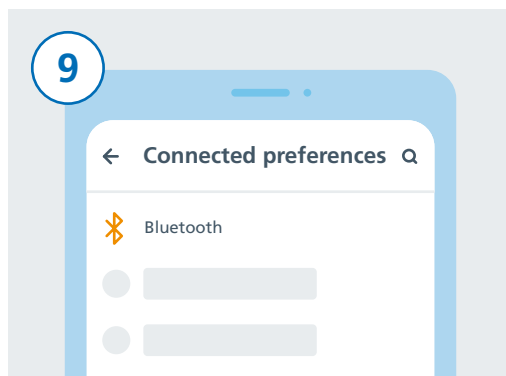
GIG  
CYMRU  
NHS  
WALES

Profi  
Olrhain  
Diogelu

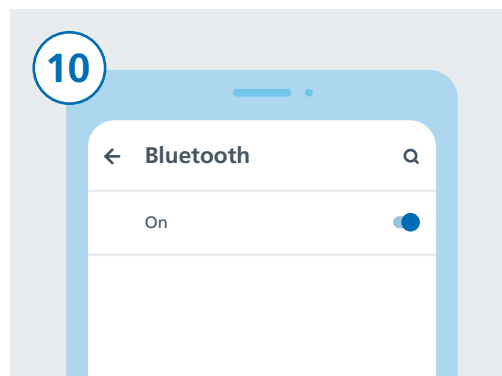
Test  
Trace  
Protect



Test and Trace



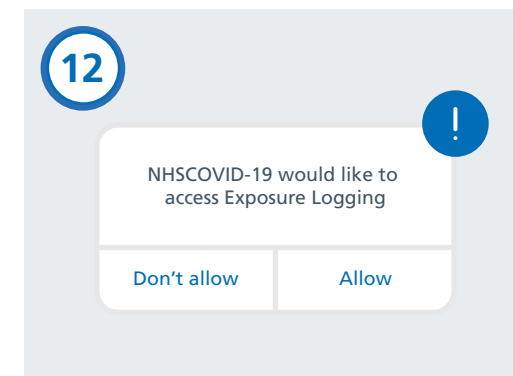
If you tapped "Connected preferences" in the last step, now find "Bluetooth" and tap on it. If you tapped on Bluetooth, you will not need this extra step.



Switch Bluetooth on by tapping on the slider on the right. You can see it is on if the slider's colour changes.



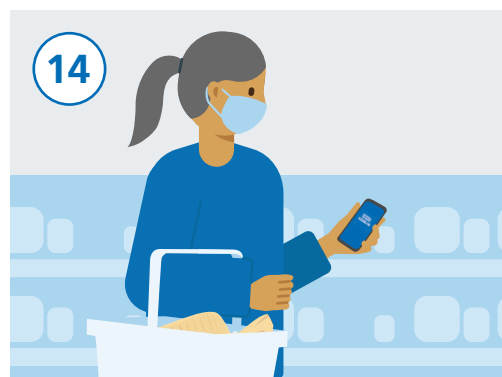
Press the home button or swipe up to return back to your phone's home screen where you can see all of your apps. Find the NHS COVID-19 app and tap on it to launch it.



Follow the steps to finish setting-up the NHS COVID-19 app. This includes allowing "Exposure Logging" which is used to identify whether you are at risk.



When you have completed set-up, your NHS COVID-19 app is now up and running.



You can use your phone as normal, however make sure to keep the NHS COVID-19 app running in the background and Bluetooth turned on. It will not track your location.