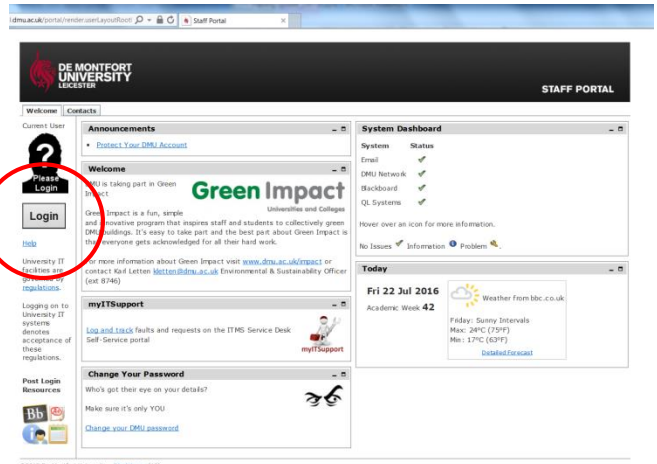


Change and Training

CORE SYSTEMS MODERNISATION Programme Update

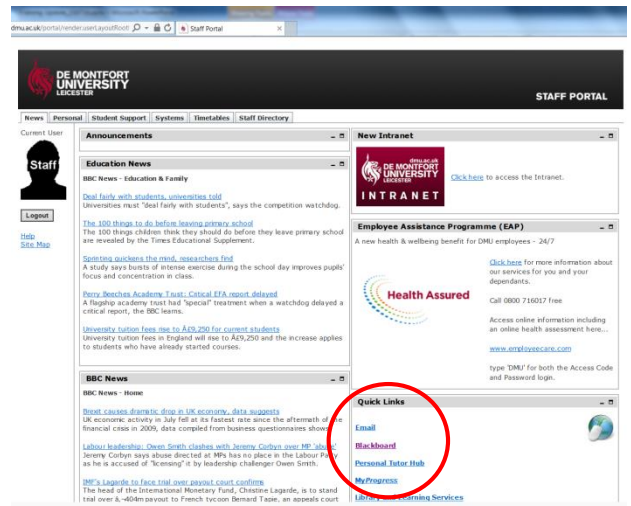
How to access your e-learning on blackboard

1. Start at the DMU Staff portal and click 'login'.

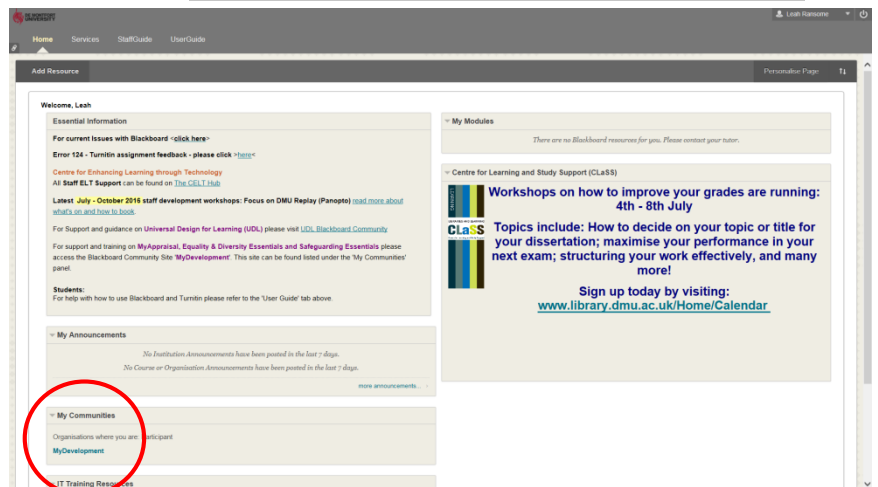


2. Enter your usual single sign login credentials.

3. In the quick links section, select 'Blackboard'. Alternatively you can also find it on the systems tab.



4. Once in Blackboard, select 'My Development' in the 'My Communities' section'.

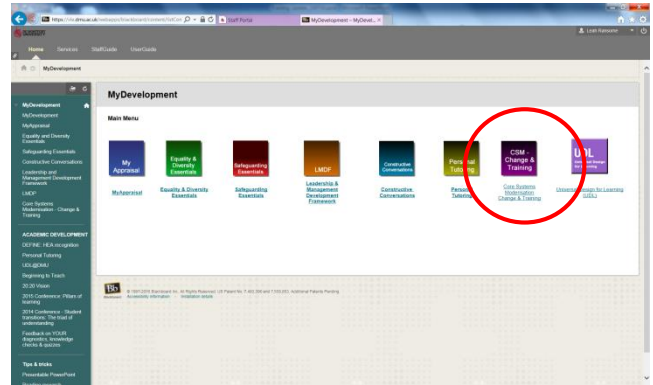


Change and Training

CORE SYSTEMS MODERNISATION Programme Update

How to access your e-learning on blackboard

5. Select the 'Core Systems Modernisation Change & Training' tile.



6. Here are your e-learning modules. Select 'SAP e-learning' to launch the training modules.

We have produced some additional 'Change e-learning' modules. You only need to complete the change modules that are relevant to you.

