

Your name.....



The
Strawberry
Thief
A Magical Walk
Through time
Activity Book

Authors:

Rachel Armitage

Leisa Nichols-Drew

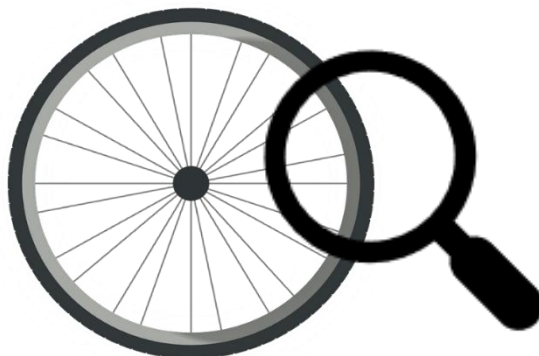
Julia Reeve

Angela O'Sullivan



Contents

Pages 2-3	The Strawberry Thief Mystery
Pages 4-6	Witness statements
Page 7	Who is telling the truth?
Page 8	Let's look for evidence
Page 9	What fell from the lady's basket?
Page 10	Feather and glove activity
Page 11	Keys and drawing activity
Pages 12-13	2 solve the crime quizzes
Page 14	Summing up
Page 15	Victorian dress-up doll activity
Page 16	Mindful colouring activity
Page 17	Butterfly brooch activity
Page 18	Acknowledgements



The Strawberry Thief Mystery

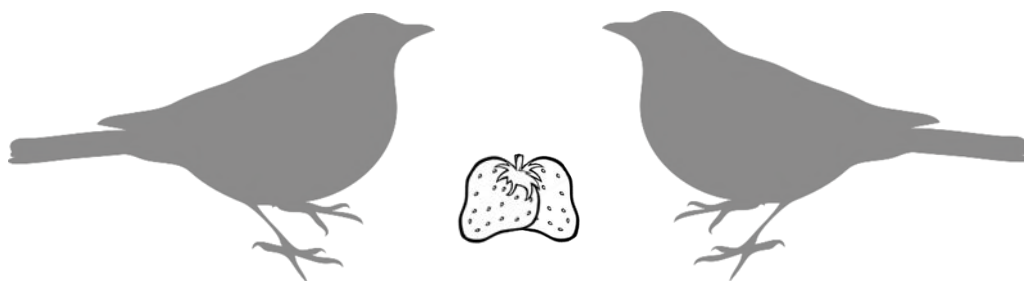
You are invited to come on a walk back in time with a Victorian lady. She will take you from De Montfort University's campus to the Leicester Museum and Art Gallery, (formerly known as the New Walk Museum).

This story was inspired by Leicester's textile manufacturing history and the city's links to the Arts and Crafts movement.

Leicester born architect and designer Ernest Gimson was an important person in this movement which used nature as inspiration for pattern designs.

The Strawberry Thief textile design was created by the father of the Arts and Crafts movement, William Morris, in 1883. It is one of his best-known designs and contains interweaving leaves, flowers, birds and fruits.


This design was said to be inspired by the thrushes that stole strawberries in Morris' garden: in this story you will have a different sort of mystery to solve.




You will start the journey at a typical Victorian terraced house...

Start:


30 Grasmere Street




Hawthorn Building



Biggs' Statue




Hansom Hall



End:

Leicester Museum &
Art Gallery



The museum on New Walk (former names Ladies' Walk and Queen Charlotte's Walk) was designed in 1836 as a school and became a museum in 1849. The lady is heading to the museum to find out information from the curator about some fossil specimens, a brooch, a bottle and a wooden cat. As she approaches the building something terrible happens...

"I had visited
the chapel to
collect a book."



"I was pushing my bicycle along
Ladies Walk to the museum, when
suddenly a boy collided with my
bicycle! It was the most shocking
thing, all of my possessions fell
from my bicycle basket ... some of
them are missing!"

"I walked from the orphanage on Asylum Street to Ladies Walk and down to the museum to see if I could sneak in to try and learn something because I don't go to school. This man saw me and chased me... I was scared and ran out of the door!"



"I was running from the museum ... then I was hit by a lady with a hat pushing a bicycle. She accused me of stealing but I did not take anything honestly, she must have put the things in my pocket."



"Well, well, well, what appears to be the matter here? Causing a disturbance, are we? Up to mischief, boy?! It is the Magistrates Court for you... ten days of hard labour if you are lucky! Have a lovely day Madam."

Who is telling the truth?

The little boy says the lady knocked him over and then put items in his pocket to make him look like a thief who knocked her over. The lady says he ran into her and stole things from her. In Victorian times nobody would have believed the little boy, everyone would have believed the lady regardless of what happened.

Nowadays we have more respect for everyone's views and we can use science to help us find the truth. We can use special microscopes to look for signs of a collision and work out the direction of the collision. We can use finger print techniques using iron oxide and superglue to see if a possible thief has left their finger prints on stolen goods. We can look at fibres and hairs to see if there has been contact between items. If there has been an injury we can look at the direction that the blood has spattered to work out the direction of the force that caused the wound.

Follow the lady on her journey and collect information to help you answer questions to find out who is telling the truth.

Seekbeak allows you to view 360 images within your web browser. Use your mouse to interact with the image, you can drag the image around to view different parts of the image. There are information points for you to find out about the location, videos to show the journey, photos to 'jump' to the next location and hidden objects for you to find at the Leicester Museum. Hover your mouse over the image to see if you can find the objects, if you locate one with your mouse the area will change colour. If you click on the area it will reveal the hidden object.

The link is: <https://seekbeak.com/v/rdzJO9kbjMB>

Let's look for evidence

Have a look on the ground near the museum by moving your mouse around.

Can you find her hat?

Can you find the feather that was in her hat?

What fell from the lady's basket?

Can you find her tin with the Strawberry Thief pattern on it?

The tin lid came off, can you find all the contents?

Can you find a fossil?

Can you find a piece of amber with an insect?

Can you find the butterfly brooch?

Can you find the key with the strawberry pin cushion attached?

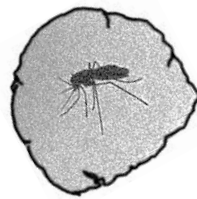


Can you find her perfume bottle?

Can you find her cat?

Can you find the book she collected from the chapel?

Can you find her blue and white wool and knitting needles?

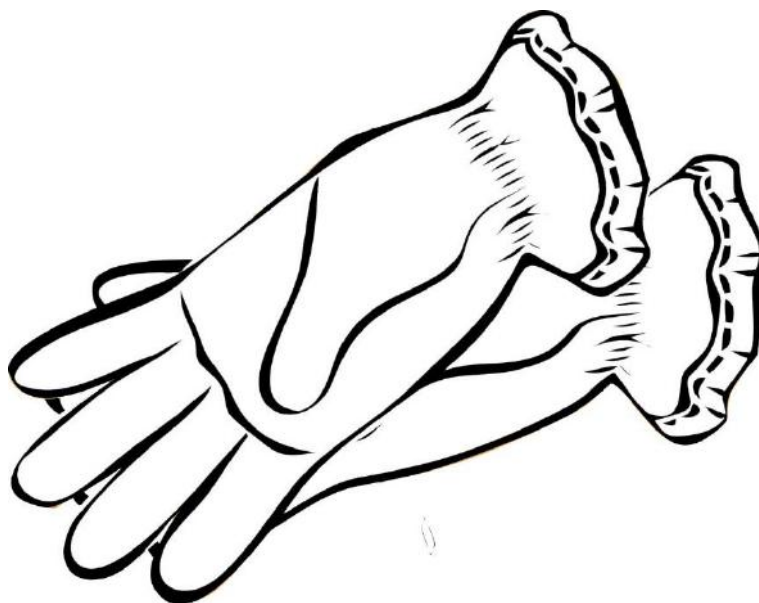
On the next page, circle the items that were found in the boy's pocket.



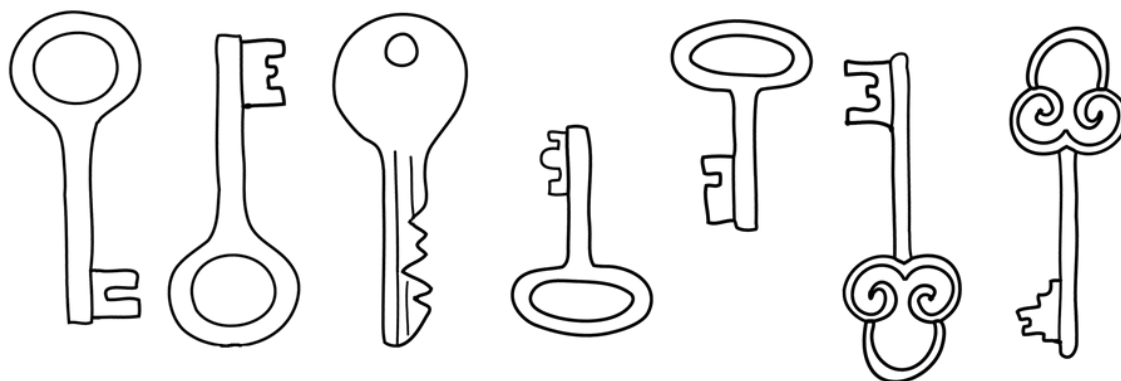
Did you find the Indian peacock feather that fell off her hat?
Colour in the peacock feather.





Did you see her leather glove? What colour was it?



Did you notice what the lady's key looked like?



Can you create your own Strawberry Thief design below using these strawberry and bird shapes?



Solving the crime quizzes

Fill in each square with the first letter of each answer from the questions to find out who was telling the truth. There are two sets of questions that will help you to fill in the letters on the bicycle wheels. Both wheels spell out the same phrase.

1. What did the museum used to be?
2. What type of company did Mr Biggs have?
3. Where does the mummified cat in the museum come from?
4. Which country is the peacock feather from?
5. What fruit did the lady have attached to her key?
6. What was New Walk called in Victorian times?
7. What colour are her gloves?
8. What is fossilised in the amber?
9. What was the Leicester Art Gallery and Museum called before?
10. Where are the paintings displayed in the museum?

1. What type of glue is used in fingerprint analysis?
2. What is found on the lady's skirt and the boy's shirt?
3. What is the study of insects called?
4. Which technique is used to identify fibres?
5. What is the name for the pattern that sprayed blood makes?
6. What material are the lady's gloves made of?
7. What is another name for wool?
8. Which type of metal oxide is used in finger print analysis?
9. Which technique is used to identify liquids?
10. Which street does the lady live in?




Forensic science has changed how we solve crimes and so less innocent people are jailed.

We used to rely on eye-witness evidence about information like the colour of her gloves and the shape of the key. Now we have security cameras that enable us to go back and check this sort of information.


In the past we listened to what certain people said. If they disagreed we tended to believe the older person or the person with a well-respected job over someone who is unemployed. Now we value everyone's opinions equally and we use analytical scientific techniques to find out who is telling the truth.

We hope you have enjoyed our journey through Leicester. You might like to relax with some colouring.


Colour in the figure and her clothes. You can find the colours of her clothes in the videos and pictures. Cut out and dress your own Victorian lady.




S is for Strawberry Thief: relax and colour



Colour in your own butterfly brooch



Design your own brooch below



Acknowledgements

Angela O'Sullivan aosullivan@dmu.ac.uk - Outreach and Widening Participation

Julia Reeve jreeve@dmu.ac.uk - Fashion & Textile History, Visual Design

Leisa Nichols-Drew leisa.nichols-drew@dmu.ac.uk - Forensic Analysis

Rachel Armitage raarmitage@dmu.ac.uk - Analytical Chemistry and Scanning Electron Microscopy

With thanks to:

Leicester Museum & Art Gallery: collections spanning the natural and cultural world

<https://www.leicestermuseums.org/leicester-museum-art-gallery/>

Story of Leicester: 2,000 years of Leicester's history

<https://www.storyofleicester.info/>

History of De Montfort University's Hawthorn Building

<https://www.dmu.ac.uk/about-dmu/news/2017/october/happy-birthday-hawthorn-building.aspx>

The heritage of the East Midlands knitting industry

<https://www.knittingtogether.org.uk/>

Ernest Gimson and the Arts & Crafts Movement in Leicester

<https://gimson.leicester.gov.uk/>

William Morris' Strawberry Thief textile design

<https://collections.vam.ac.uk/item/O78889/strawberry-thief-furnishing-fabric-morris-william/>